

**WORK
SCALE.
DESIGN**

**WS.D UNO
LOCKER SYSTEM**





PLANTER TOP

COMBO SIZES





FINISHED TOP



MAILBOX FRONT



TOP FINISHES


Melamine

A durable material, typically used for most desks. Resistance to scratches and abrasion. Easy to clean.



Veneer

A more authentic finish using a real wood layer. Wood grain can differ from board to board. Protection required from scratches and stains.



TOP OPTIONS

Finishing Top



Width - 400 mm



Width - 800 mm



Width - 1200 mm



Width - 1600 mm

Flower Box



Width - 400 mm



Width - 800 mm



Width - 1200 mm



Width - 1600 mm

FRONT DOOR



Full Cover



Mailbox Slot

LOCKS

As standard all lockers are supplied with a standard barrel lock. You can upgrade your lockers system with simple combination locks right up to RFID motorised locks.



Standard Barrel



Public Combo



Private Combo



Combination



Combo Combination



NextLock Sola Keypad



NextLock Sola RFID



NextLock Axis Keypad



NextLock Axis RFID



Orbital RFID

ACCESSORIES

Add accessories to enhance your locker system.



Name tag



Locker Number



Coat Hook



Coat Rail



Castors



Shelf

LOCK TYPES

Public or Shared Use

A Public (also known as Shared Use) lock system is where the user is assigned a locker for single use. When the user opens their lock, it does not retain the credential requirement. Therefore the locker is ready for the next user.

Private or Assigned Use

A Private (also known as Assigned Use) lock system is where the user is assigned a locker for continuous use. When the user opens their lock, it retains the credentials requirements for the user to use again and again. The locker can be reassigned when the user no longer uses the locker.

FACILITIES MANAGEMENT

Available on our digital locking system

Basic

An electronic key system provides reliable and cost-effective security and flexibility.



- A single yellow Programming Key assigns up to 6 Manager Keys per system
- Assign up to 20 different Users per lock
- Provides Management override access
- Provides external power against battery failure
- Elapsed-time auto unlock

Advanced

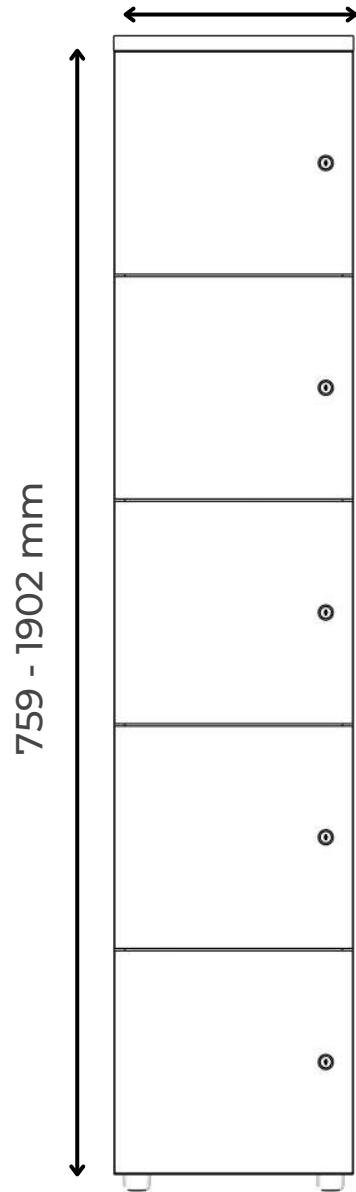
Our advanced management system leverages the processing power of the mobile tablet and application to provide more powerful tools and an easier, more detailed system management.



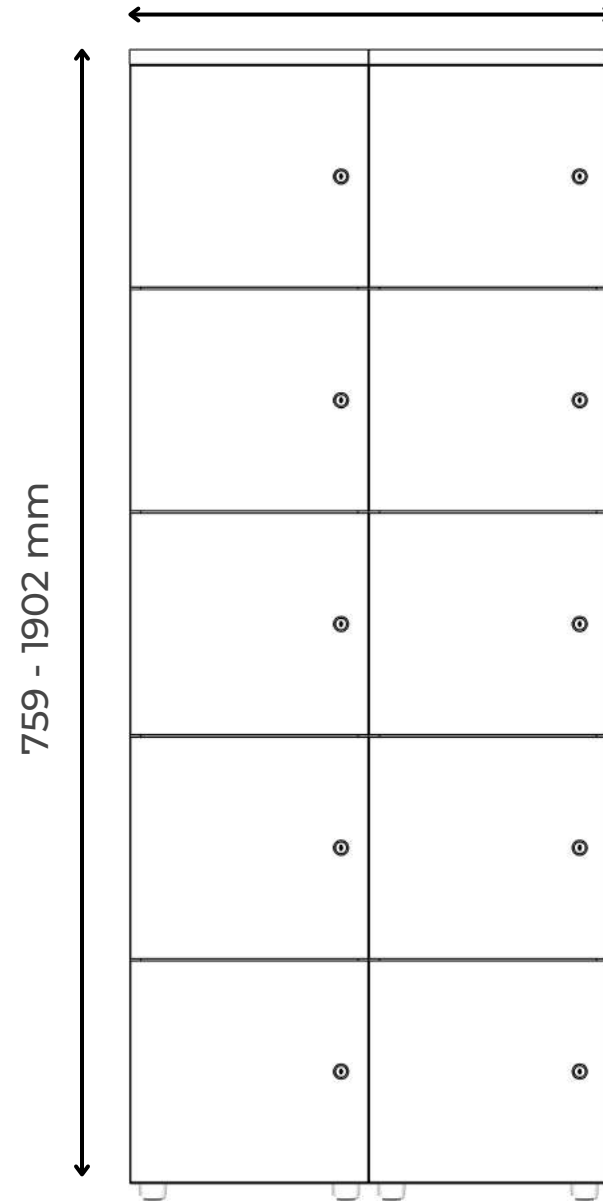
- A single white Data Key assigns up to 250 Manager Keys or cards per system
- User/Manager database simplifies assignment/reassignment of up to 250 Users and 250 Managers per lock
- Audit trail and usage data analytics reports
- Simple, visual battery-level indicator
- Real-time clock allows scheduled auto unlock

WIDTH VARIATIONS

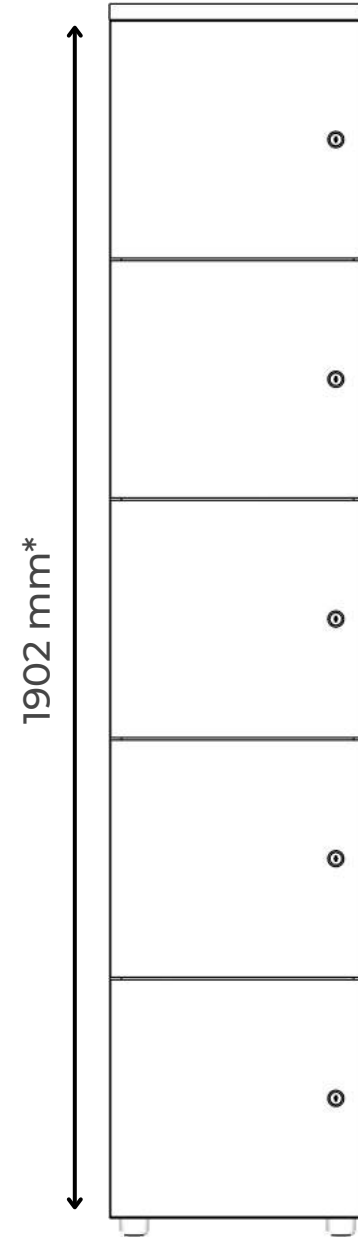
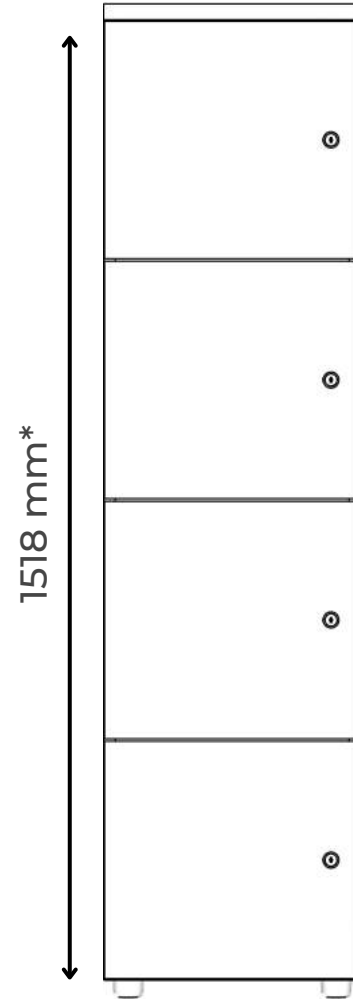
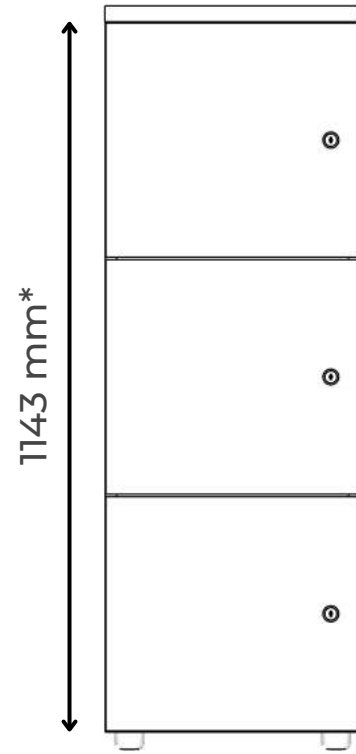
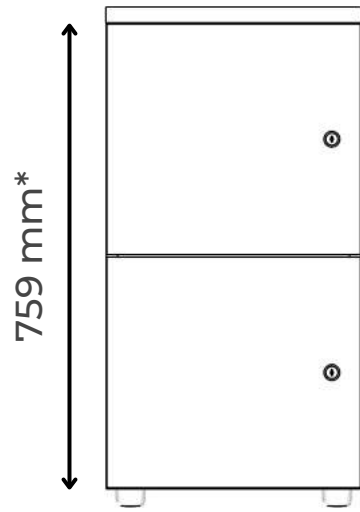
400 mm



800 mm



HEIGHT VARIATIONS



**Not including finishing top*

LOCKER SPACES


1 Space




2 Space



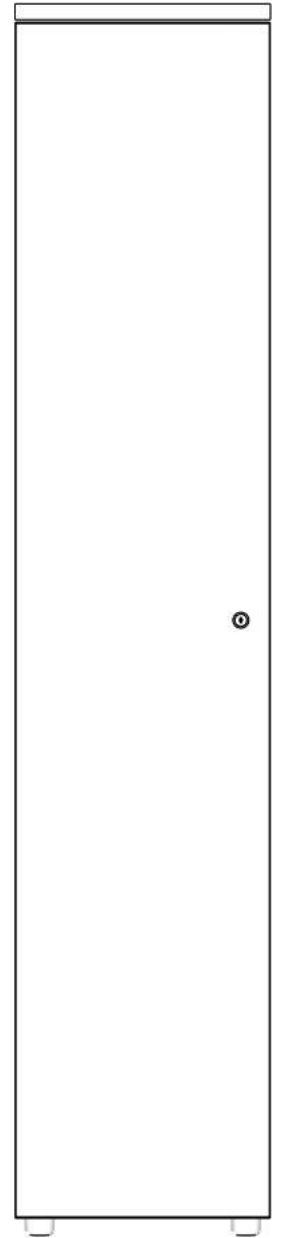
3 Space



4 Space



5 Space



SIZES

**WORK
SCALE.
DESIGN**

sales@workscalescale.design



workscalescale.design



0044 20 8068 8098

